



ZERO EMISSIONS. ALL BUSINESS.



RIZON

A Daimler Truck Brand



It is time.

The world is evolving. Because it must.
Not minor changes. Not little adjustments.
The time has come for something more ambitious.
A complete commitment by a significant force capable
of doing something genuinely lasting and making the
necessary change practical.

The Daimler Truck Group introduces RIZON. A new OEM
brand totally committed to zero emissions commercial
vehicles. Based on proven technology, it is clear this is not
an experiment. This is a truck.

This is your next truck.

125+

YEARS OF EXPERTISE
in truck manufacturing

5M+

REAL-WORLD MILES
EV experience



EMISSIONS BRAND
from a global OEM



No noise, no fumes, all efficiency.

This is the RIZON family – the most practical decision you can make in a commercial vehicle.

Electric power means silent and smooth propulsion, less vibration and less overall noise. Easy to drive. Easy to maintain. Easy to own.

Flexible to accept a variety of bodies and charging options. Backed by the Daimler Truck Group for peace of mind – quality, innovation, engineering, financing, expert dealers and commercial-grade services. RIZON makes it easy to go electric.

Six models.
Countless possibilities.

R16M

R16L

R18M

R18Mx

R18L

R18Lx





ZERO EMISSIONS



100% ELECTRIC



INNOVATIVE
POWERTRAIN





Easy access to inner peace.

RIZON trucks' modern interior was designed to keep drivers comfortable so they can stay focused on the job at hand.

The serene experience in a RIZON truck extends beyond its ergonomic layout, with comforting features such as a heated driver's seat, steering wheel and windshield. We've created a modern environment with the latest technology.



1. DRIVE CONTROLS

Integrated steering wheel controls link to audio and phone system and the 7-inch digital instrument cluster.



2. MULTIFUNCTION DISPLAY

Touchscreen navigation and seamless Bluetooth®-compatible phone and audio system integration.



3. HEATED FEATURES

Optimizes driver comfort with soothing heat in driver's seat, the steering wheel and windshield.



4. CUPHOLDERS

Two conveniently placed cupholders for easy accessibility and driver comfort.




5. PARKING LOCK

Set the parking brake and lock the gearbox with the push of a button.



6. POWERTRAIN CONTROL

Conveniently located dashboard lever controls both gear selection and selection of regenerative braking force.




7. FULLY DIGITAL INSTRUMENT CLUSTER

In-Plane Switching (IPS) panel shows the speedometer, energy level, power consumption history, inspection schedule and vehicle settings.



8. ISRI® SEAT

Suspended driver seat is heated and ergonomically designed for optimal driver comfort, with folding inboard armrest and lumbar support.



9. KEYLESS START


Convenient keyless start and remote door lock/unlock function with the smart keyfob.



A clean slate for a cleaner world.

The RIZON truck chassis is thoughtfully engineered. Suitable for a variety of body configurations and applications, the RIZON truck can meet the specific demands of your business and the electric truck market.

The chassis features a clean back-of-cab for efficient body integration by Truck Equipment Manufacturers (TEMs). And the all-electric motor generates impressive torque, making driving effortless and efficient.




1. POWERFUL BATTERY PACKS

Multiple battery pack configurations to tailor the power and torque for the job or application.

2. CLEAN BACK-OF-CAB


The chassis features a clean back-of-cab for efficient body integration.



3. 100% ELECTRIC eAXLE

eAxe features a simple and innovative design combining electric motor, gearbox and axle in one.

129 kW



Variable body configurations.

The RIZON truck chassis has a flexible design adaptable to a variety of body configurations.

The truck can be equipped with an ePTO unit to provide power for TEM-installed equipment.



DRY VAN



REFRIGERATED



STAKE SIDE



FLATBED



DUMP

4. FRAME RAILS

Frame rail options allow for 175" and 187" wheelbase lengths addressing specific job specifications.

5. TIGHT TURN RADIUS

Superior tight turning radius for enhanced maneuverability in any environment.

6. SUPERIOR VISIBILITY

A wide, cab-forward design for excellent visibility and increased safety.

7. AC/DC CHARGING SOCKET

All vehicles offer both AC charging with a J1772 connector and DC charging with CCS1 port standard.

8. LITHIUM IRON PHOSPHATE BATTERIES (LFP)

Advanced LFP battery chemistry for a longer lasting and safer battery than other options.

9. SMOOTH SUSPENSION

Two-stage rear leaf spring suspension for increased ride comfort and front and rear stabilizer bars for improved handling.

10. REGENERATIVE BRAKING

Four levels of regenerative braking for driver control and energy efficiency to extend range and reduce brake wear.

11. SMART HEADLIGHTS

Daytime running lamps (DRL) and long-lasting, auto-dimming LED headlights and taillights for strong visibility.

12. ELECTRIC POWER TAKEOFF (ePTO)

Optional ePTO uses electricity to power the truck's accessory equipment.



A safe space, inside and out.

RIZON trucks incorporate commercial-grade advanced passive and active safety systems. Drive with peace of mind knowing Active Brake Assist with Moving Pedestrian Detection, Lane Departure Warning, Active Side Assist, Electronic Stability Control and Anti-lock Braking System come standard with a RIZON truck.

LANE DEPARTURE WARNING (LDW)

The system enhances safe operation and road awareness by utilizing cameras to detect painted lines on the road and monitoring if the RIZON vehicle drifts into another lane and prompts the driver to readjust.





ACTIVE SIDE ASSIST (ASA)

Improve vehicle safety with ASA. By continuously monitoring the passenger's side, ASA keeps an eye on the truck's blind spot to prevent the truck from turning right in the presence of cyclists or pedestrians. If a driver overlooks warning signals at speeds under 12 mph, automatic braking maneuvers begin and bring the truck to a complete stop.



ACTIVE BRAKE ASSIST (ABA)

ABA is a truck's way of always thinking ahead. Designed to mitigate potential collisions, ABA monitors the road and automatically calculates the truck's distance from vehicles ahead to determine if a warning or braking action is needed. ABA can apply full and partial braking on moving vehicles, stationary vehicles and moving pedestrians.



ANTI-LOCK BRAKING SYSTEM (ABS)

ABS and Electronic Brake Distribution contribute to better traction and overall stability of the truck for enhanced safety.



ELECTRONIC PARK LOCK (EPL)

Prevent rollaways with the automatic park lock, which sets the parking brake and locks the gearbox with the push of a button.



REVERSE VIEW CAMERA SYSTEM

Factory installed reverse camera with in-cab color monitor helps the driver see behind the vehicle when reversing.



ELECTRONIC STABILITY CONTROL (ESC)

Supports the driver in nearly all critical driving situations by detecting vehicle skidding movements and actively counteracts to prevent rollover.

Active safety systems are intended to assist the driver and are not a replacement for safe, attentive driving. Please consult with your dealer for complete information.



Power comes from within.

Each high-performance lithium iron phosphate battery pack has a capacity of 41 kWh and RIZON models are powered with either two or three battery packs. This gives the L-size RIZON trucks a range up to 160 miles and the M-size up to 110 miles.

RIZON trucks are also capable of being charged by two types of battery charging systems: Level 2 AC Charging or Level 3 DC Fast Charging compliant with CCS1 protocol.



@16M Battery packs: 2
Installed/Usable energy: 82 kWh/74 kWh
Possible range: 75 ↔ 110 miles*
GVWR: 15,995 lbs

@16L Battery packs: 3
Installed/Usable energy: 124 kWh/116 kWh
Possible range: 115 ↔ 160 miles*
GVWR: 15,995 lbs


@18M Battery packs: 2
Installed/Usable energy: 82 kWh/74 kWh
Possible range: 70 ↔ 105 miles*
GVWR: 17,995 lbs

@18Mx Battery packs: 2
Installed/Usable energy: 82 kWh/74 kWh
Possible range: 70 ↔ 105 miles*
GVWR: 18,800 lbs

@18L Battery packs: 3
Installed/Usable energy: 124 kWh/116 kWh
Possible range: 110 ↔ 155 miles*
GVWR: 17,995 lbs

@18Lx Battery packs: 3
Installed/Usable energy: 124 kWh/116 kWh
Possible range: 110 ↔ 155 miles*
GVWR: 18,800 lbs

**Mileage claims based on standard testing conditions with 50% payload. The range may vary based on environment conditions, battery health/charge level, recuperation usage, road traffic/profile, accessories usage, speed of operation and driving style.*



Convenient charging via AC and DC connections.

Charging RIZON vehicles is simple. Whether at a business, a public charging station or anywhere within the growing network of charging options, RIZON vehicles have charging capabilities that seamlessly fit into any schedule.



LEVEL 2 AC CHARGING

Charge time: 6–9 hours

An AC charger can be used when a longer charging time is available, such as at the end of shift or overnight. Typical AC chargers will recharge the vehicle in 6–9 hours from empty.



DC FAST CHARGING

Charge time: 1–1.5 hours

All RIZON models support DC charging (up to 104 kW), providing quick charging options for vehicle use when there's less charging time available. Using the CCS1 charge port, the RIZON vehicle can be recharged to full battery capacity in 1–1.5 hrs.

STATE OF THE ART


Every element of design has been carefully considered and engineered for efficiency. The result is a compact drivetrain, modular battery configuration and simple, intuitive chassis that raise the bar on what an electric medium-duty truck can do.

1. AC/DC charging socket
2. High-voltage batteries
3. eAxle
4. High-voltage power cutoff
5. Inverter
6. ePTO
7. Regenerative braking



All the support you need, in one intelligent network.

As a part of the Daimler Truck global family, RIZON offers unparalleled support and an extensive network of access to well-prepared dealers. Daimler Truck has been around for over 125 years. RIZON vehicles are built to last for every job today and tomorrow. So you can breathe easy knowing we have your back through it all.



WARRANTY

Enjoy peace of mind, mile after mile, with RIZON's class-leading electric vehicle warranty that covers the cab, chassis, and electric powertrain (electric drive motor and gearbox).



FINANCING

Being part of the Daimler Truck Financial family means we can get you into the right truck at the right price with rates that are competitive with anyone, including banks. Plus, because we know not only the transportation and vocational businesses, but the electric vehicle financing environment as well, it's simple to get the financing you need – and into the RIZON vehicle you want.



SERVICE AND SUPPORT

When you choose RIZON, you get more than a truck. You get the backing of an experienced commercial vehicle dealer network. Whether you need repairs or parts or just have a question about your truck, they're committed to keeping you up and running.



RIZONCONNECT®

Our RIZONCONNECT service allows vehicle owners to access information about their vehicles through an online customer portal in real time. With analytics showing vehicle health, diagnostic codes, driver behavior, and safety events, Truckconnect helps improve energy efficiency, reliability and driver productivity. With these smart features, vehicle owners can stay on top of their fleet's performance and make informed decisions to improve operations and reduce costs.

MODEL	®16M	®16L	®18M
POWERTRAIN			
Motor	All-electric eAxle with integrated permanent magnet synchronous motor and gearbox	All-electric eAxle with integrated permanent magnet synchronous motor and gearbox	All-electric eAxle with integrated permanent magnet synchronous motor and gearbox
Peak Output	175hp/129 kW peak	175hp/129 kW peak	175hp/129 kW peak
Max Torque	317ft-lb/430NM	317ft-lb/430NM	317ft-lb/430NM
Speed	64 mph	64 mph	64 mph
BATTERY			
Size/Modules	M-Size, 2 lithium iron phosphate, liquid-cooled batteries	L-Size, 3 lithium iron phosphate, liquid-cooled batteries	M-Size, 2 lithium iron phosphate, liquid-cooled batteries
Range	75-110 miles	115-160 miles	70-105 miles
Gradability	20% with max. torque	20% with max. torque	20% with max. torque
Charging Max. Charge Power	Level 2 AC Charging Level 3 DC Charging	Level 2 AC Charging Level 3 DC Charging	Level 2 AC Charging Level 3 DC Charging
Charge Time AC (15.4 kW)	Approx 6 hours	Approx 9 hours	Approx 6 hours
Charge Time DC (104 kW)	Approx 1 hour	Approx 1.5 hours	Approx 1 hour
DIMENSIONS			
Height/Width	91.3"/84.8"	91.3"/84.8"	91.3"/84.8"
Wheelbase	134", 152", 175" or 187"	175" or 187"	134", 152", 175" or 187"
WEIGHT			
Chassis Weight	Approx. 7,500 lbs.	Approx. 8,600 lbs.	Approx. 7,500 lbs.
GVWR	15,995 lbs.	15,995 lbs.	17,995 lbs.
BRAKES			
Brake Type	Hydraulic with air assistance	Hydraulic with air assistance	Hydraulic with air assistance
SAFETY			
Standard Features	Active Side Assist, Active Brake Assist, Lane Departure Warning, Anti-lock Braking System, Electronic Brake Distribution, Electronic Stability Control, Reverse View Camera System, Electronic Park Lock	Active Side Assist, Active Brake Assist, Lane Departure Warning, Anti-lock Braking System, Electronic Brake Distribution, Electronic Stability Control, Reverse View Camera System, Electronic Park Lock	Active Side Assist, Active Brake Assist, Lane Departure Warning, Anti-lock Braking System, Electronic Brake Distribution, Electronic Stability Control, Reverse View Camera System, Electronic Park Lock

Specifications are subject to change. Actual vehicle may vary by market. At max GVWR and depending on operating conditions, range may vary.

MODEL	®18Mx	®18L	®18Lx
POWERTRAIN			
Motor	All-electric eAxle with integrated permanent magnet synchronous motor and gearbox	All-electric eAxle with integrated permanent magnet synchronous motor and gearbox	All-electric eAxle with integrated permanent magnet synchronous motor and gearbox
Peak Output	175hp/129 kW peak	175hp/129 kW peak	175hp/129 kW peak
Max Torque	317ft-lb/430NM	317ft-lb/430NM	317ft-lb/430NM
Speed	64 mph	64 mph	64 mph
BATTERY			
Size/Modules	M-Size, 2 lithium iron phosphate, liquid-cooled batteries	L-Size, 3 lithium iron phosphate, liquid-cooled batteries	L-Size, 3 lithium iron phosphate, liquid-cooled batteries
Range	70-105 miles	110-155 miles	110-155 miles
Gradability	20% with max. torque	20% with max. torque	20% with max. torque
Charging Max. Charge Power	Level 2 AC Charging Level 3 DC Charging	Level 2 AC Charging Level 3 DC Charging	Level 2 AC Charging Level 3 DC Charging
Charge Time AC (15.4 kW)	Approx 6 hours	Approx 9 hours	Approx 9 hours
Charge Time DC (104 kW)	Approx 1 hour	Approx 1.5 hours	Approx 1.5 hours
DIMENSIONS			
Height/Width	91.3"/84.8"	91.3"/84.8"	91.3"/84.8"
Wheelbase	134", 152", 175" or 187"	175" or 187"	175" or 187"
WEIGHT			
Chassis Weight	Approx. 7,500 lbs.	Approx. 8,600 lbs.	Approx. 8,600 lbs.
GVWR	18,800 lbs.	17,995 lbs.	18,800 lbs.
BRAKES			
Brake Type	Hydraulic with air assistance	Hydraulic with air assistance	Hydraulic with air assistance
SAFETY			
Standard Features	Active Side Assist, Active Brake Assist, Lane Departure Warning, Anti-lock Braking System, Electronic Brake Distribution, Electronic Stability Control, Reverse View Camera System, Electronic Park Lock	Active Side Assist, Active Brake Assist, Lane Departure Warning, Anti-lock Braking System, Electronic Brake Distribution, Electronic Stability Control, Reverse View Camera System, Electronic Park Lock	Active Side Assist, Active Brake Assist, Lane Departure Warning, Anti-lock Braking System, Electronic Brake Distribution, Electronic Stability Control, Reverse View Camera System, Electronic Park Lock

Specifications are subject to change. Actual vehicle may vary by market. At max GVWR and depending on operating conditions, range may vary.



R I Z O N

For more information visit:

RIZONTRUCK.COM

To order a truck or learn more
about RIZON, contact
rizonales@daimlertruck.com

RIZON - A Daimler Truck Brand

RTC4A0E23D All trademarks, logos and brand names are the property of their respective owners.
All company, product and service names used in this website are for identification purposes only.

Specifications are subject to change without notice. Copyright © 2023. All rights reserved.
RIZON trademarks are exclusive property of Mitsubishi Fuso Truck & Bus Corporation, Japan.

